



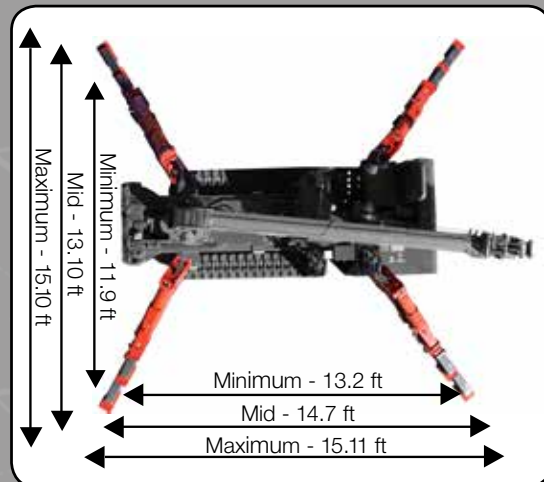
52ft Tip Height
5,800lbs Capacity

LOAD CHART

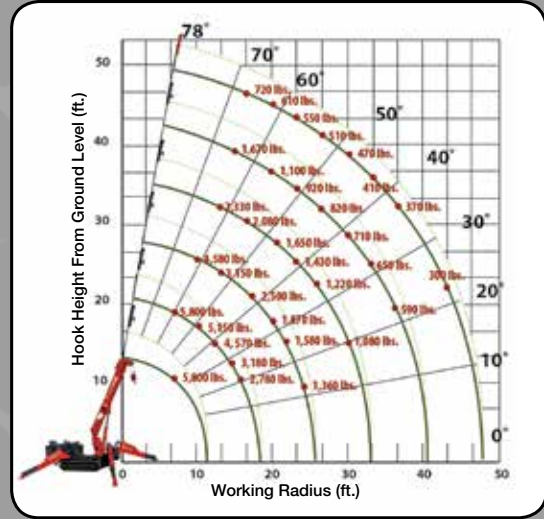
Lifting capacity varies depending on outrigger configuration, boom length and angle.

BOOM SECTION 1 EXTENDED BOOM SECTIONS 1 + 2 EXTENDED											
Working Radius (ft.)	6.5	8	10	11	13	15	17	18.6			
Outriggers Maximum (lbs.)	5,800	5,800	5,150	4,570	3,760	3,180	2,780	2,420			
Outriggers Halfway (lbs.)	5,800	5,800	5,100	4,520	3,600	2,750	2,100	1,760			
Outriggers Minimum (lbs.)	5,800	5,800	4,730	3,700	2,550	2,000	1,500	1,100			
BOOM SECTIONS 1 + 2 + 3 EXTENDED											
Working Radius (ft.)	8.5	10	11	13	15	16	18	20	23	25.8	
Outriggers Maximum (lbs.)	5,000	4,580	3,950	3,150	2,710	2,500	2,160	1,870	1,580	1,360	
Outriggers Halfway (lbs.)	5,000	4,500	3,900	3,150	2,570	2,350	1,870	1,410	1,050	880	
Outriggers Minimum (lbs.)	4,880	4,500	3,800	2,770	2,250	2,000	1,500	1,130	720	480	
BOOM SECTIONS 1 + 2 + 3 + 4 EXTENDED											
Working Radius (ft.)	13	15	16	20	23	26	30	33			
Outriggers Maximum (lbs.)	2,330	2,080	1,960	1,650	1,430	1,220	1,080	900			
Outriggers Halfway (lbs.)	2,330	2,060	1,940	1,500	1,170	910	650	500			
Outriggers Minimum (lbs.)	2,330	1,810	1,540	1,050	740	560	330	260			
BOOM SECTIONS 1 + 2 + 3 + 4 + 5 EXTENDED											
Working Radius (ft.)	15	16	20	23	26	30	33	36	40.2		
Outriggers Maximum (lbs.)	1,670	1,480	1,100	920	820	710	650	590	570		
Outriggers Halfway (lbs.)	1,670	1,480	1,070	920	780	650	550	440	350		
Outriggers Minimum (lbs.)	1,670	1,480	910	610	470	340	260	200	80		
BOOM SECTIONS 1 + 2 + 3 + 4 + 5 + 6 EXTENDED											
Working Radius (ft.)	16	18	20	23	26	30	33	36	39	43	47.3
Outriggers Maximum (lbs.)	720	660	610	550	510	450	410	370	350	300	280
Outriggers Halfway (lbs.)	720	660	610	550	510	450	410	330	270	190	150
Outriggers Minimum (lbs.)	730	670	620	550	450	290	240	170	130	110	80

OUTRIGGERS



WORKING RADIUS




ENGINEERED TO PERFORM WHERE OTHER CRANES CAN'T

Engineered and manufactured by the Japanese crane industry leader FURUKAWA UNIC Corporation, the SPYDERCRANE offers versatility, maneuverability and lifting capacity in a compact design which enables you to quickly, safely and easily meet all of your restricted and confined-area lifting requirements.

SPYDERCRANES are exclusively distributed in North America by Smiley Lifting Solutions. Each unit is backed by our 20-plus years of industry and application experience, complete inventory of genuine spare parts and accessories, with superior local support.

SPECIFICATIONS

	URW306C4URS	URW306C4UMRS	URW306C4UBRS
Engine / Motor	DIESEL	DIESEL Electric	
Engine Manufacturer:	Yanmar	Yanmar / AC	DC / AC
Maximum Output:	24.5HP	Diesel - 24.5HP Electric - 10HP* (Single Phase)	48V Battery 110V Electric*
Tank Capacity:	10.57 gal	10.57 gal	N/A
Starting Method	Electric Start		N/A
Crane Capacity	5,800 lbs @8.2 ft		
Max Working Radius	2.03 - 47.40 ft		
Tip Height	52 ft		
Turning Radius	Turns within its dimensions		
Dimensions when Folded (ft.)	4.24 x 5.9 x 14.24 (W x H x L)		
Weight	8,488 lbs	8,760 lbs	8,760 lbs
Outrigger Point Loading	(Specific point landing available upon request)		
Winch Speed	223.1 ft/min at 4th layer Hook: 55.77 ft/min at 4th layer		
Telescopic System	Boom Type: 6-Section hydraulically telescoping boom, with hexagonal box construction Hydraulic Telescope with Holding Valves: 36 ft. / 23 Seconds		
Telescoping Speed	20 ft / 20 seconds		
Swing Rotation	360° Continuous Worm Drive		
Boom Lift Speed	0° - 80° / 10 sec		
Traction System	Travel Speed: Low - 1.86 mph High - 3.92 mph		
	Gradability: 23°		
	Track Ground Pressure: 5.22 psi		

Standard Features | Options | Safety Equipment

- Full-function radio remote control
- Centrally located infinite variable controls
- Onboard self-diagnostic computer system
- Hexagonal boom
- Anti-two block system
- Automatic hook stow system
- SPYDERWEB 5 Axis fixed Glass Manipulator - Direct attachment to boom for rigid application
- Over-winding prevention device and alarm
- MYLAR® non-marking tracks for indoor applications
- Minimum wire rope automatic stop
- Hydraulic circuit pressure relief valve with bubble-style level for outrigger leveling
- Rated Capacity Indicator (L.M.I.)
- Interlock Monitoring Outrigger and Boom System
- Custom SPYDERCRANE trailer with track mats, tool box, outrigger pads and fuel containers

* Electric Models are available in 208-230V 1Ø, 208-230V 3Ø and 440-460V 3Ø



UNIC
SPYDERCRANE

Visit us on the web at
SPYDERCRANE.COM

A Division of



5326 W. Mohave St | Phoenix, AZ 85043
844.264.8994 | 602.442.4000

Product specifications are subject to change without notice. No specific training or license is required to operate the SPYDERCRANE in most areas, but operators are responsible for knowing and meeting all safety requirements and regulations.