

PC²⁵ SPYDERCRANE PICK / CARRY LIFT

**Compact
and Powerful
Mini-Crane**

**16 ft
Tip Height**






**4,950 lbs
Capacity**



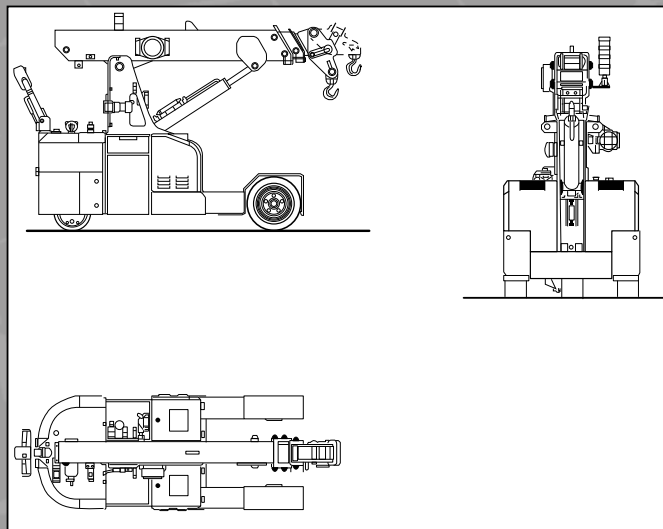
**48V
Battery
Power**



SPECIFICATIONS

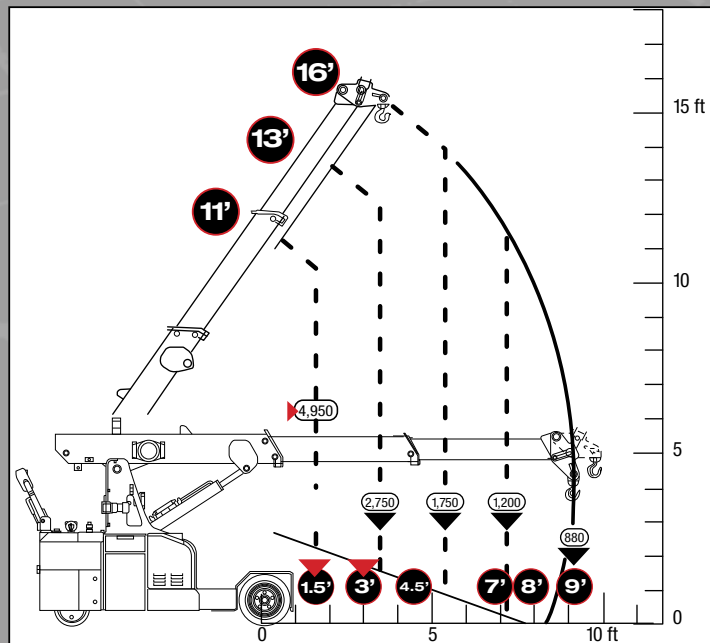
Engine / Motor	  	
Battery	48V 200Ah Battery, with battery meter on dashboard	
Crane Capacity	4,950 lbs. @ 4.9 ft.	
Drive Radius (ft.)	180° by Steering Rudder with safety device on reverse	
Dimensions When Folded (ft.)	3.3 ft x 5.9 ft x 9.0 ft (W x H x L)	
Weight	4,300 lbs.	
Boom	Boom Type:	3-Section, Hydraulically Telescoping Boom
	Boom Control:	Electronic proportional joystick. 4kw 48V Motor Pump
Traction System	3kw 48V reversible electric motor - electro-magnetic control on disc brake	
	Wheels:	1 Rear Cushion - 305x135 2 Front - 18x7-R8 Superelastic
LMI	Electronic Load Moment Indicator - Display shows: lifted load; max allowed load; tilting percentage; operating radius; angle; telescope and light indicators	
Remote Control	Tethered Remote Control	
Optional Accessories:	<ul style="list-style-type: none"> • Hydraulic Winch • Oversized Hydraulic Winch • Chain Hoists • Carry Deck • SPYDERWEB 5-Axis fixed Glass Manipulator - Attaches directly to boom for rigid application • Onboard & Stand-Alone Battery Charger • Manual / Hydraulic Jibs • Radio Remote Control • Low-Temperature Kit • Non-Marking Tires 	

Specifications subject to change



LOAD CHART Lifting capacity varies depending on boom length and angle.

Outreach (ft.)	1.5	3	4.5	8	9
Capacity	4,950	3,000	1,800	1,000	880



Visit us on the web at

SPYDERCRANE.COM

5326 W. Mohave St | Phoenix, AZ 85043

844.264.8994 | 602.442.4000

A Division of



Product specifications are subject to change without notice. No specific training or license is required to operate the SPYDERCRANE in most areas, but operators are responsible for knowing and meeting all safety requirements and regulations.

PICK / CARRY LIFT

PC25 SPYDERCRANE

PC25

